

WeChat Guide

SCAM 2017 version

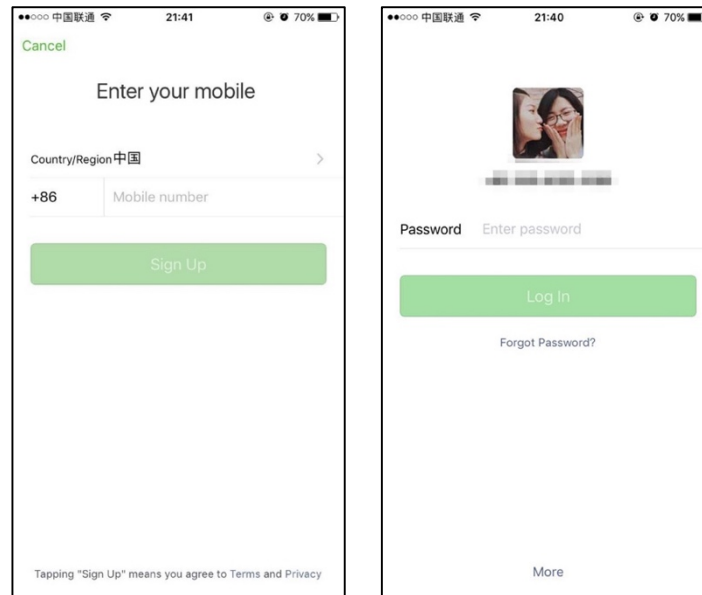
1. Download WeChat

You can download WeChat from the App Store (iOS) or other application stores (Android).

2. Sign Up and Sign In

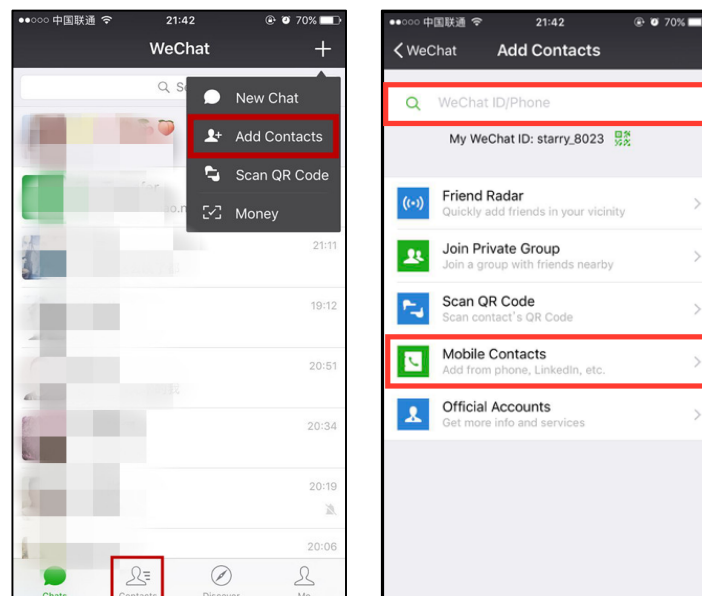
If you have no WeChat account, you can use your mobile number to sign up an account.

If you already had a WeChat account, you can use your mobile number or WeChat ID to log in.

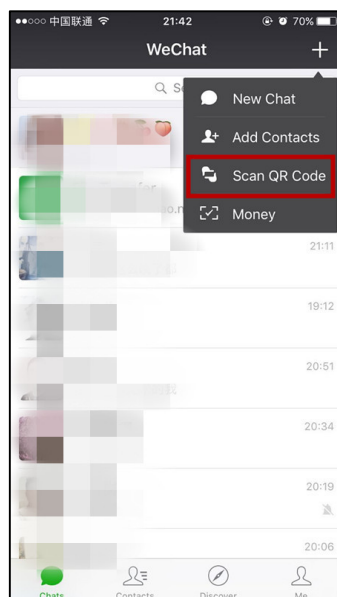


3. Adding Contacts

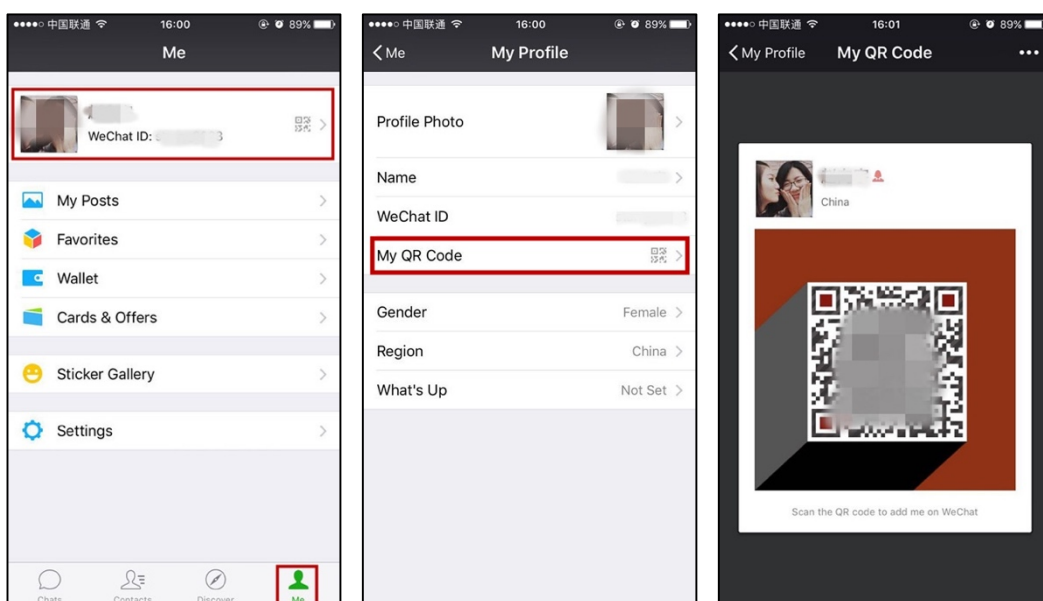
- 1) Click "Add Contacts" on the top right to add a contact by (i) **entering the contact's WeChat ID or mobile number**, or (ii) **importing from your mobile address book**.



- 2) Or click “Scan QR Code” to add a contact by **scanning the contact’s QR code**.

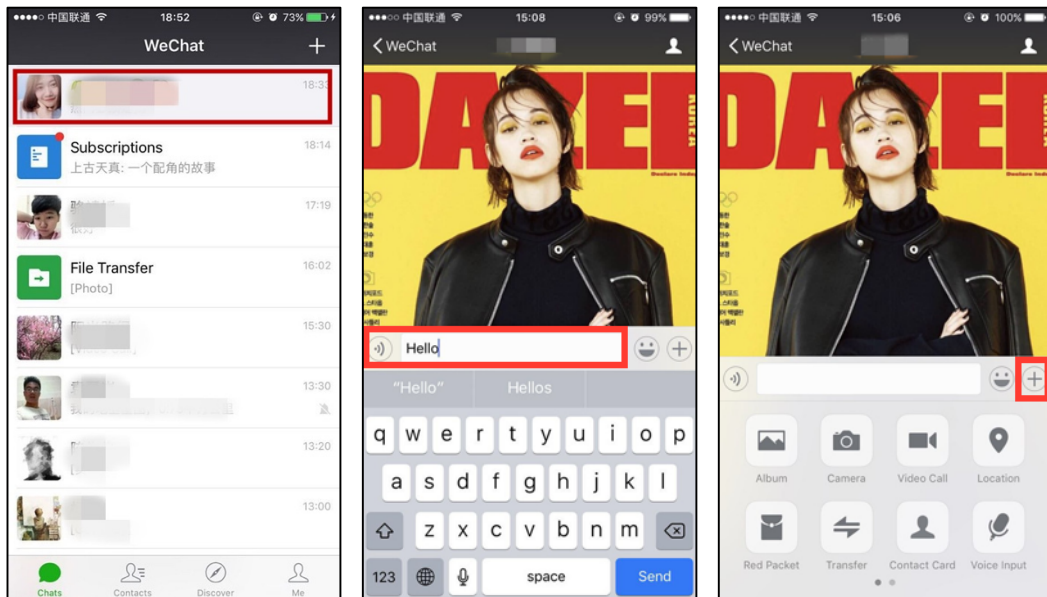


- 3) Show your own QR code to others by (i) pressing “Me” at the bottom, (ii) pressing your account at the top, and (iii) pressing “My QR code” to show your QR code to others.



4. Sending Messages

- 1) Choose a contact’s chat or a group chat from the “Chats” tab.
- 2) Send a text message, or press the “sound” symbol in the left to send a voice message.
- 3) You can also press the “add” button to add photos, location and so on.

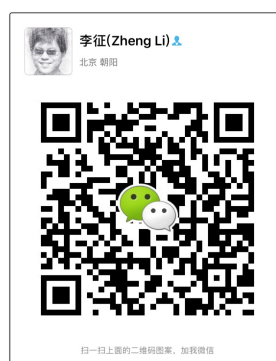


5. Joining the SCAM Community

We have created a group chat for SCAM 2017, and you scan the following QR code to join the SCAM 2017 group. Please note only the first 100 members can join the group by scanning QR code. If the group has more than 100 members, you can only join the group by invitation for current members.



Please note only the first 100 members can join the group by scanning QR code. If the group has more than 100 members, you can only join the group by invitation for current members. You can add Zheng Li (SCAM 2017 GC) as friend by scan the following QR code, then I invite you into the SCAM 2017 group.

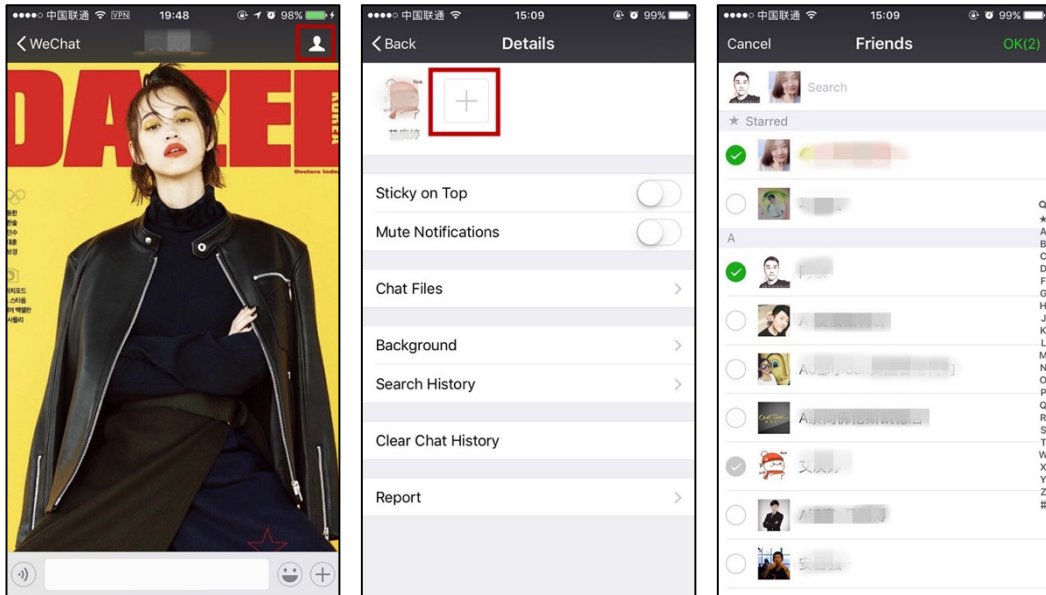


6. Advanced Functionalities

Here are three advanced functionalities of WeChat for interested users.

Creating Group Chats

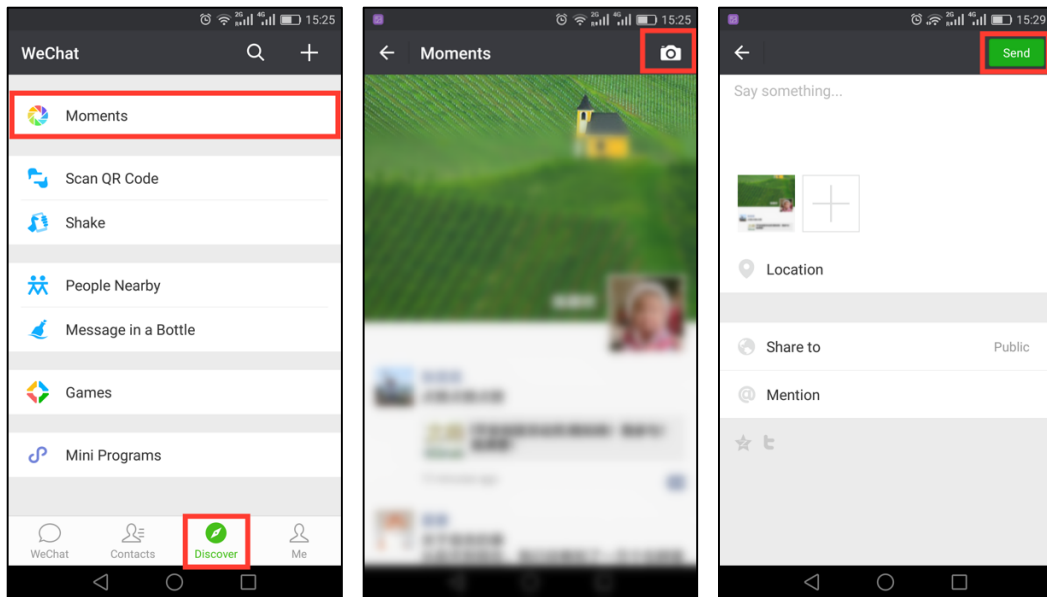
- i. Choose a contact's chat, and press the button on the top right.
- ii. Press the "add" button.
- iii. From all your friends, choose the friends you want to add into your newly-created group. After you have chosen your friends, click "ok" on the top right.



Sharing Moments

You can post your thoughts or moments with pictures or videos.

- i. Press "Discover" at the bottom and then "Moments" at the top.
- ii. Press the camera symbol on the top right and choosing/taking pictures or videos you want to share.
- iii. Send the message you want to share.



Free Video/Voice Call

You can use WeChat to have a free video call or voice call at any time.

- i. Choose a contact's chat and press the "add" button, then press the "Video Call" button.
- ii. Either launch a Video Call or a Voice Call.

